

# PROPOSED KITCHEN DESIGN

Sheet Index	
Layout ID	Layout Name
B	Title sheet
B.0	Kitchen Plan
B.1	Kitchen Elevations E-01
B.2	Kitchen Sections E-02, E-05
B.3	Kitchen Elevation E-03, E-06
B.4	Island Elevations E-03, E-04
B.6	Visualisation - Materials and Fini...
B.7	Visualisation 3D
B.8	FFE SCHEDULE
D.1	Electrical Plan



## Finishes and Hardware Abbreviations Legend

M1: 16mm white melamine internal carcass  
Decortex, w/1mm white edging  
P1: Poly Paint- Whisper White, satin  
V1: Veneer - American Walnut, clear coat, satin  
L1: Laminex Seed, Natural finish, 18mm

DR.: Drawers - Legrabox White with rails  
D.: hinged doors

ADJ. SH.: Adjustable shelf  
FIX. SH.: Fixed shelf

ST.: 40mm Caeserstone supplied by others  
SB.: Splashback Tiles, supplied by others

HANDLES:  
Sharknose detail unless noted otherwise  
H1: fingerpull gap  
H2:"Kethy" Listo 320mm L6921 in Walnut  
H3: door overhang  
H4: Laundry - Kethy Listo 181mm L6921 in walnut

SPECIAL HARDWARE:  
Bifold Door: Cinetto Bifold system from Hafele  
Bin 1: Wesco 20+10L WBOP3000S  
x1 set of Cutlery tray from Wilson Bradley

GPO: Power point by electrician- **confirm specs of flush GPOs**

Downlight and switch: by electrician - **confirm**  
LED extrusion: Hafele Lux, supplied by Interex

### OTHER ABBREVIATIONS:

CPD: Cupboard  
TBC: To Be Confirmed  
TBA: To be Advised

Note:  
THESE DRAWINGS ARE FOR CONCEPT DESIGN **ONLY**. Builder to ensure all works to be in accordance with Australian Standards, the Building Code of Australia, other relevant codes

Revision	Date	Issue
concept	22/12/22	Concept
Draft	20/01/23	Options
Draft	30/01/23	revised layout option
A	16/02/23	preparing for quote
B	21/02/23	preparing for quote
C	02/03/23	for variation
D	13/03/23	for variation



Drawing Name  
*Proposed Kitchen Design - Title Sheet*

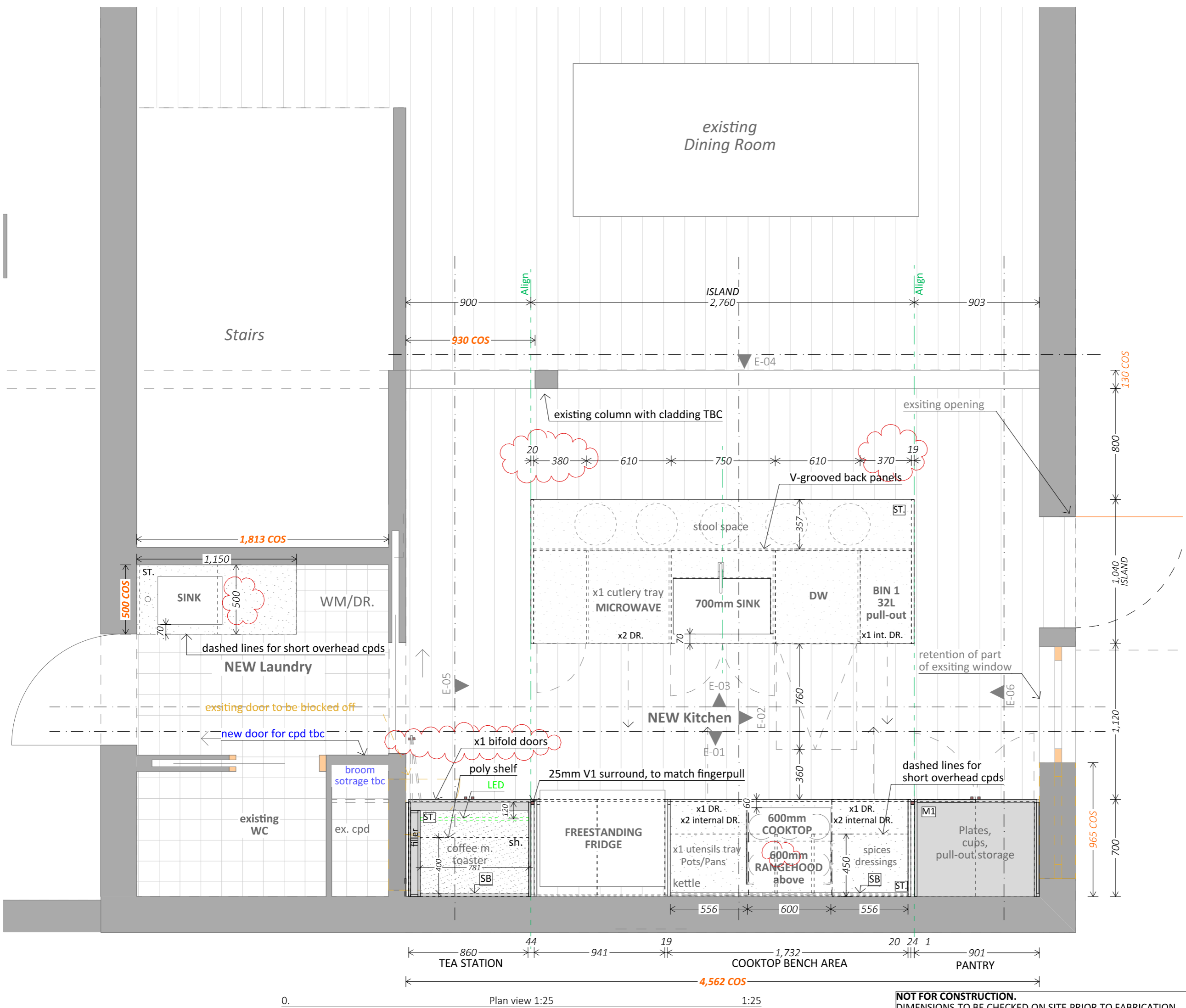


Job Number

Sheet size      Scale  
**A3**              **1:25**

Layout ID #      Page #  
**B**                  **1**

**NOT FOR CONSTRUCTION.**  
DIMENSIONS TO BE CHECKED ON SITE PRIOR TO FABRICATION.



**Finishes and Hardware Abbreviations Legend**

M1: 16mm white melamine internal carcass Decortex, w/1mm white edging  
P1: Poly Paint- Whisper White, satin  
V1: Veneer - American Walnut, clear coat, satin  
L1: Laminex Seed, Natural finish, 18mm

DR.: Drawers - Legrabox White with rails  
D.: hinged doors

ADJ. SH.: Adjustable shelf  
FIX. SH.: Fixed shelf

ST.: 40mm Caesarstone supplied by others  
SB.: Splashback Tiles, supplied by others

HANDLES:  
Sharknose detail unless noted otherwise  
H1: fingerpull gap  
H2:"Kethy" Listo 320mm L6921 in Walnut  
H3: door overhang  
H4: Laundry - Kethy Listo 181mm L6921 in walnut

SPECIAL HARDWARE:  
Bifold Door: Cinetto Bifold system from Hafele  
Bin 1: Wesco 20+10L WBOP3000S  
x1 set of Cutlery tray from Wilson Bradley

GPO: Power point by electrician- **confirm specs of flush GPOs**  
Downlight and switch: by electrician - **confirm**  
LED extrusion: Hafele Lux, supplied by Interex

OTHER ABBREVIATIONS:  
CPD: Cupboard  
TBC: To Be Confirmed  
TBA: To be Advised

Note:  
THESE DRAWINGS ARE FOR CONCEPT DESIGN **ONLY**. Builder to ensure all works to be in accordance with Australian Standards, the Building Code of Australia, other relevant codes

Revision	Date	Issue
concept	22/12/22	Concept
Draft	20/01/23	Options
Draft	30/01/23	revised layout option
A	16/02/23	preparing for quote
B	21/02/23	preparing for quote
C	02/03/23	for variation
D	13/03/23	for variation



**INTEREX**  
CUSTOM JOINERY  
Interex Pty Ltd  
Unit 2, A The Crescent, Kingsgrove NSW 2208  
Sydney Australia  
Phone: 0418 900 267

Drawing Name  
**Proposed Kitchen Design - Plan**

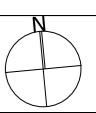
Job Number  
[Redacted]

Sheet size  
**A3**

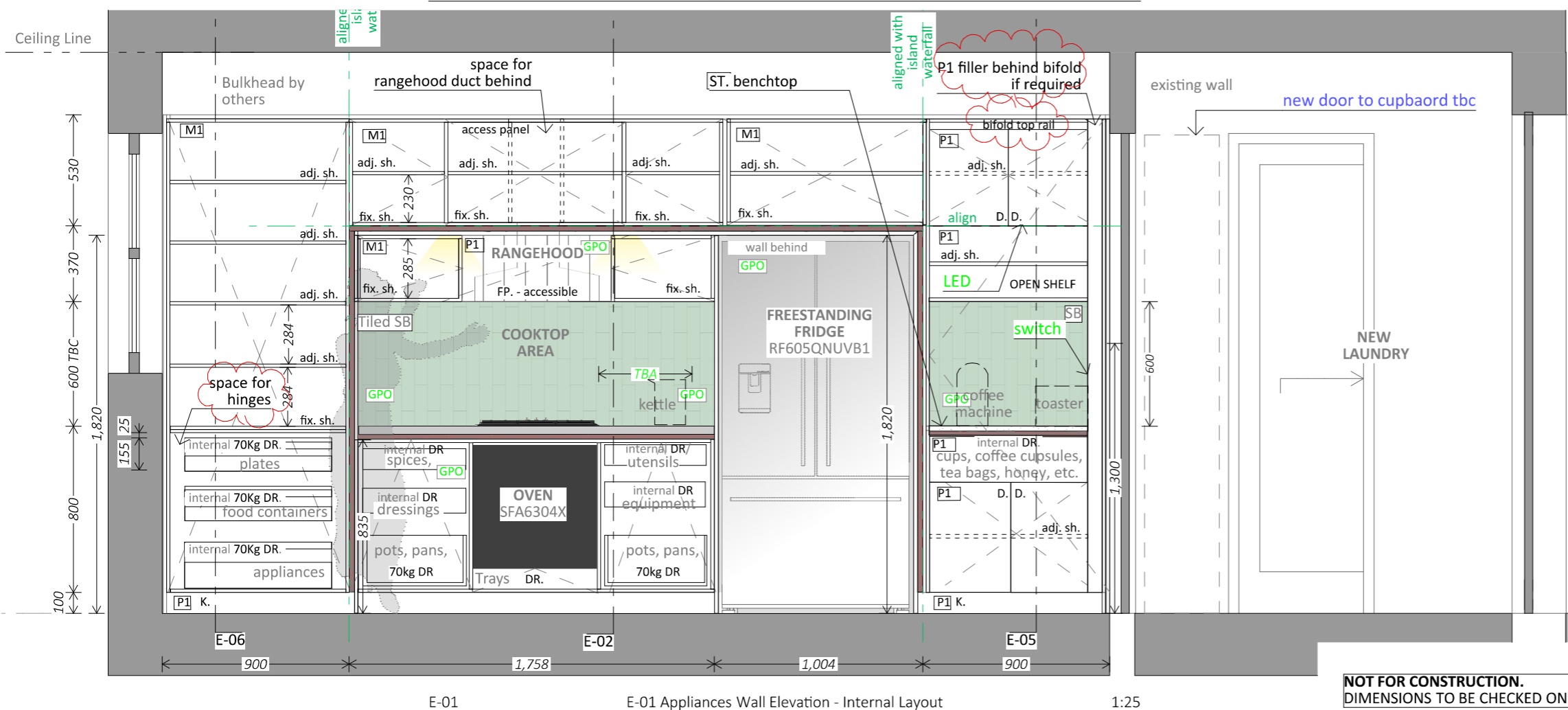
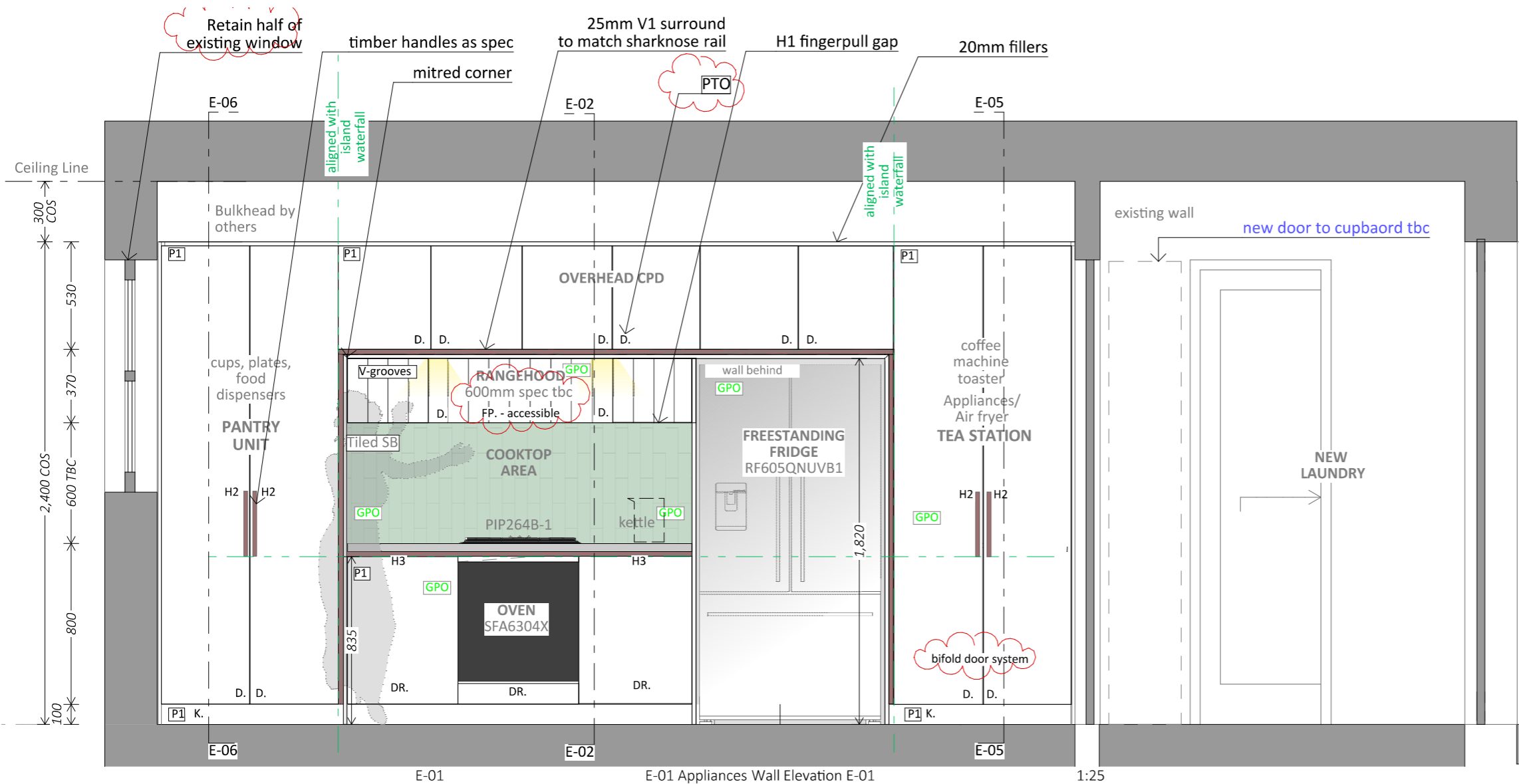
Scale  
**1:25**

Layout ID #  
**B.0**

Page #  
**2**



**NOT FOR CONSTRUCTION.**  
DIMENSIONS TO BE CHECKED ON SITE PRIOR TO FABRICATION.



## Finishes and Hardware Abbreviations Legend

M1: 16mm white melamine internal carcass Decortex, w/1mm white edging  
P1: Poly Paint- Whisper White, satin  
V1: Veneer - American Walnut, clear coat, satin  
L1: Laminex Seed, Natural finish, 18mm

DR.: Drawers - Legrabox White with rails  
D.: hinged doors

ADJ. SH.: Adjustable shelf  
FIX. SH.: Fixed shelf

ST.: 40mm Caesarstone supplied by others  
SB.: Splashback Tiles, supplied by others

HANDLES:  
Sharknose detail unless noted otherwise  
H1: fingerpull gap  
H2:"Kethy" Listo 320mm L6921 in Walnut  
H3: door overhang  
H4: Laundry - Kethy Listo 181mm L6921 in walnut

SPECIAL HARDWARE:  
Bifold Door: Cinetto Bifold system from Hafele  
Bin 1: Wesco 20+10L WBOP3000S  
x1 set of Cutlery tray from Wilson Bradley

GPO: Power point by electrician- **confirm specs of flush GPOs**  
Downlight and switch: by electrician - **confirm**  
LED extrusion: Hafele Lux, supplied by Interex

OTHER ABBREVIATIONS:  
CPD: Cupboard  
TBC: To Be Confirmed  
TBA: To be Advised

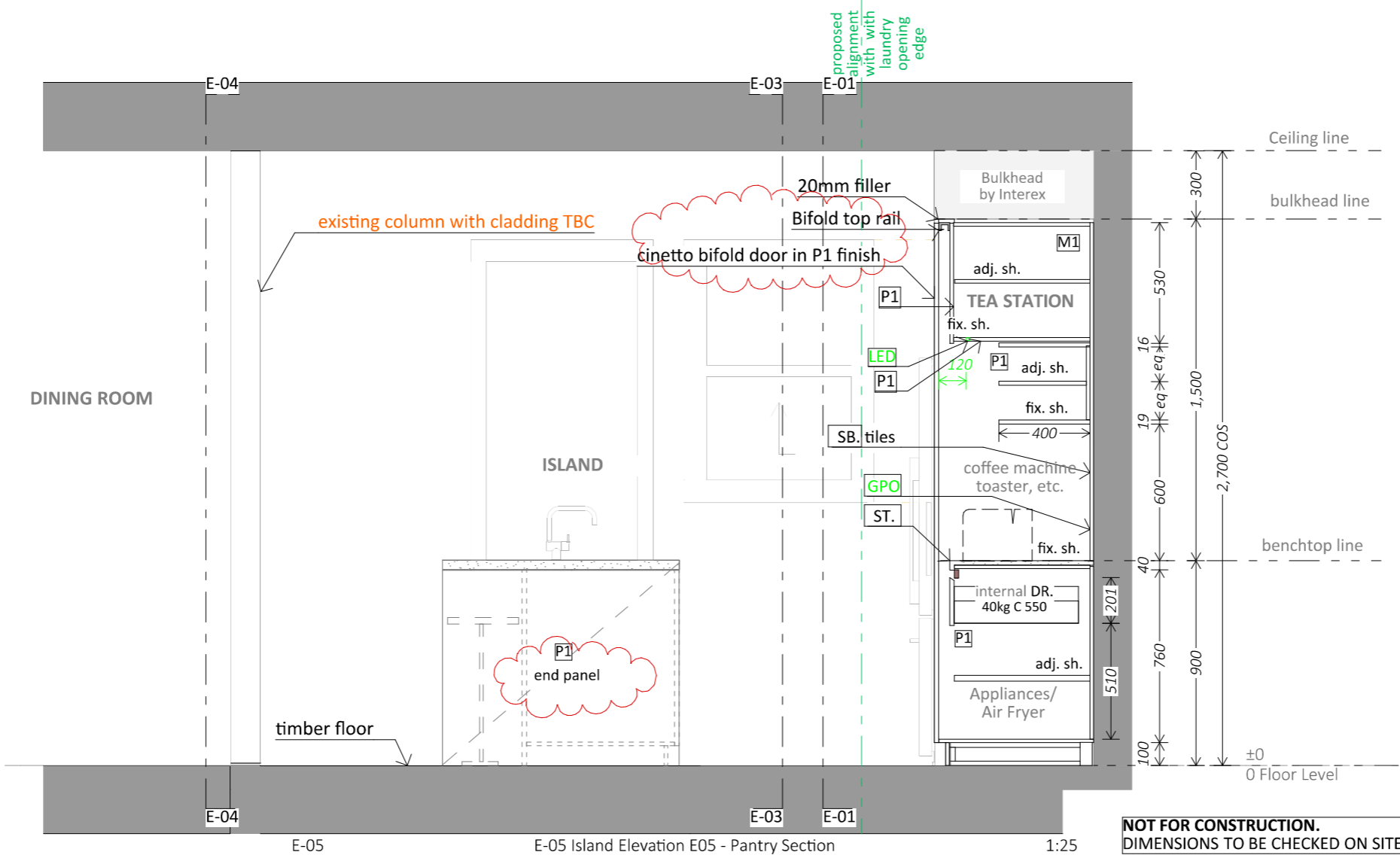
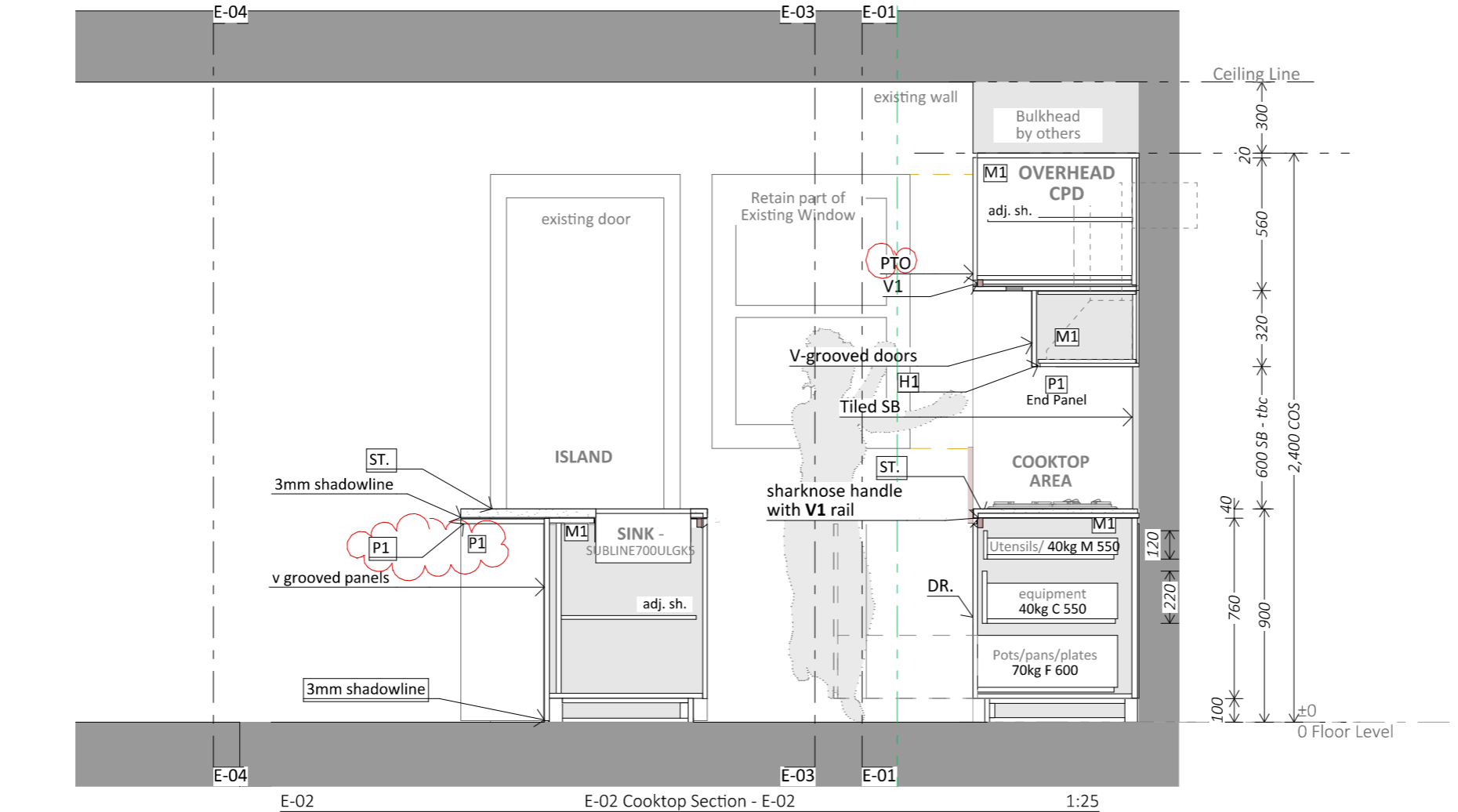
Note:  
THESE DRAWINGS ARE FOR CONCEPT DESIGN **ONLY**. Builder to ensure all works to be in accordance with Australian Standards, the Building Code of Australia, other relevant codes

Revision	Date	Issue
concept	22/12/22	Concept
Draft	20/01/23	Options
Draft	30/01/23	revised layout option
A	16/02/23	preparing for quote
B	21/02/23	preparing for quote
C	02/03/23	for variation
D	13/03/23	for variation



Drawing Name <b>Elevation - E-01 Wall Elevation</b>	
Job Number <b>[REDACTED]</b>	
Sheet size <b>A3</b>	Scale <b>1:25</b>
Layout ID # <b>B.1</b>	Page # <b>3</b>

**NOT FOR CONSTRUCTION.**  
DIMENSIONS TO BE CHECKED ON SITE PRIOR TO FABRICATION.



## Finishes and Hardware Abbreviations Legend

M1: 16mm white melamine internal carcass Decortex, w/1mm white edging  
P1: Poly Paint- Whisper White, satin  
V1: Veneer - American Walnut, clear coat, satin  
L1: Laminex Seed, Natural finish, 18mm

DR.: Drawers - Legrabox White with rails  
D.: hinged doors

ADJ. SH.: Adjustable shelf  
FIX. SH.: Fixed shelf

ST.: 40mm Caesarstone supplied by others  
SB.: Splashback Tiles, supplied by others

HANDLES:  
Sharknose detail unless noted otherwise  
H1: fingerpull gap  
H2:"Kethy" Listo 320mm L6921 in Walnut  
H3: door overhang  
H4: Laundry - Kethy Listo 181mm L6921 in walnut

SPECIAL HARDWARE:  
Bifold Door: Cinetto Bifold system from Hafele  
Bin 1: Wesco 20+10L WBOP3000S  
x1 set of Cutlery tray from Wilson Bradley

GPO: Power point by electrician- **confirm specs of flush GPOs**  
Downlight and switch: by electrician - **confirm**  
LED extrusion: Hafele Lux, supplied by Interex

OTHER ABBREVIATIONS:  
CPD: Cupboard  
TBC: To Be Confirmed  
TBA: To be Advised

Note:  
THESE DRAWINGS ARE FOR CONCEPT DESIGN **ONLY**. Builder to ensure all works to be in accordance with Australian Standards, the Building Code of Australia, other relevant codes

Revision	Date	Issue
concept	22/12/22	Concept
Draft	20/01/23	Options
Draft	30/01/23	revised layout option
A	16/02/23	preparing for quote
B	21/02/23	preparing for quote
C	02/03/23	for variation
D	13/03/23	for variation



Drawing Name  
Sections - E-02 Cooktop &  
- E-05 Tea Station

Job Number

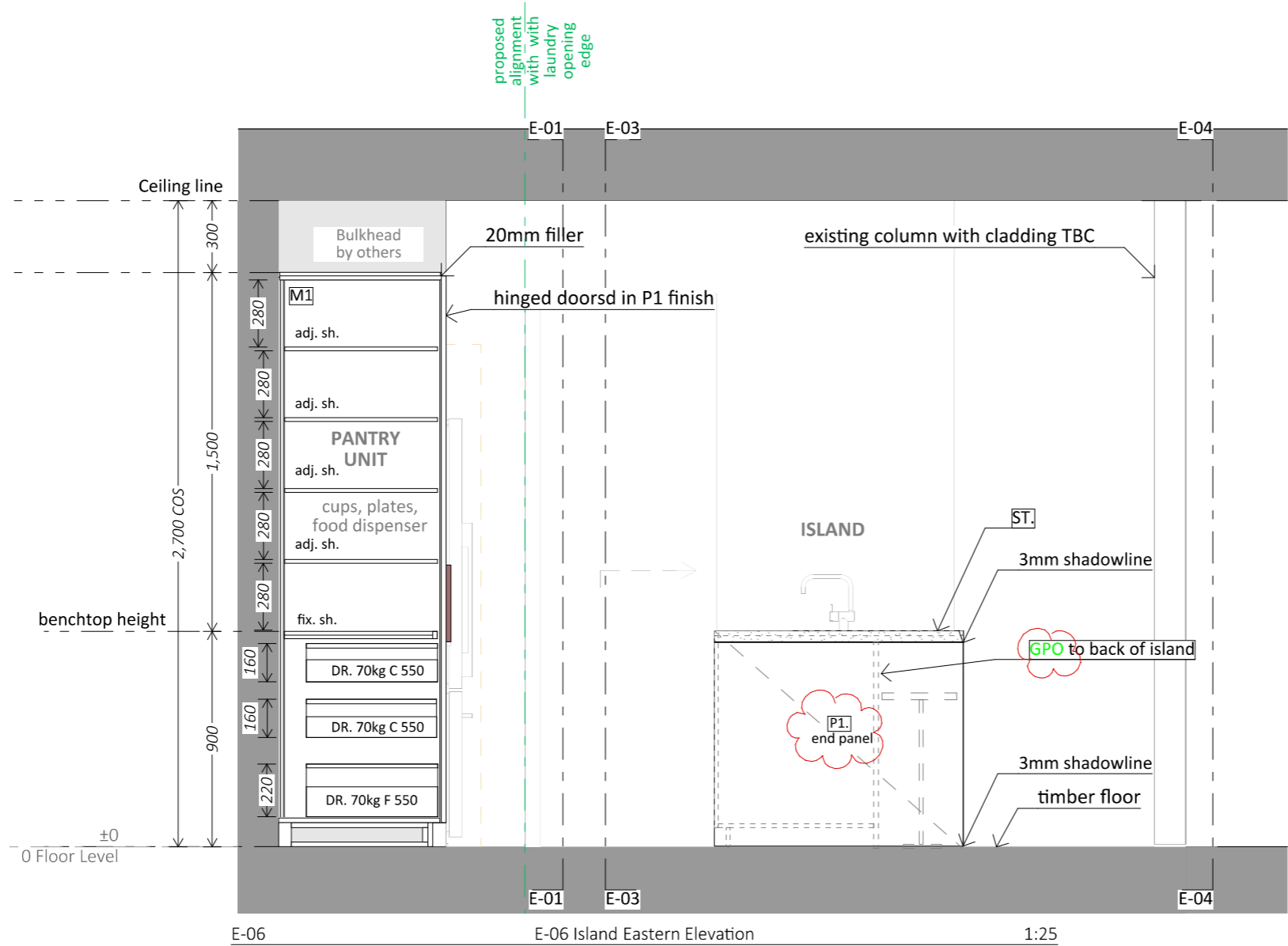
Sheet size  
A3

Scale  
1:25

Layout ID #  
B.2

Page #  
4

**NOT FOR CONSTRUCTION.**  
DIMENSIONS TO BE CHECKED ON SITE PRIOR TO FABRICATION.



### Finishes and Hardware Abbreviations Legend

M1: 16mm white melamine internal carcass Decortex, w/1mm white edging  
P1: Poly Paint- Whisper White, satin  
V1: Veneer - American Walnut, clear coat, satin  
L1: Laminex Seed, Natural finish, 18mm

DR.: Drawers - Legrabox White with rails  
D.: hinged doors

ADJ. SH.: Adjustable shelf  
FIX. SH.: Fixed shelf

ST.: 40mm Caesarstone supplied by others  
SB.: Splashback Tiles, supplied by others

HANDLES:  
Sharknose detail unless noted otherwise  
H1: fingerpull gap  
H2:"Kethy" Listo 320mm L6921 in Walnut  
H3: door overhang  
H4: Laundry - Kethy Listo 181mm L6921 in walnut

SPECIAL HARDWARE:  
Bifold Door: Cinetto Bifold system from Hafele  
Bin 1: Wesco 20+10L WBOP3000S  
x1 set of Cutlery tray from Wilson Bradley

GPO: Power point by electrician- **confirm specs of flush GPOs**

Downlight and switch: by electrician - **confirm**  
LED extrusion: Hafele Lux, supplied by Interex

OTHER ABBREVIATIONS:

CPD: Cupboard

TBC: To Be Confirmed

TBA: To be Advised

Note:  
THESE DRAWINGS ARE FOR CONCEPT DESIGN **ONLY**. Builder to ensure all works to be in accordance with Australian Standards, the Building Code of Australia, other relevant codes

Revision	Date	Issue
concept	22/12/22	Concept
Draft	20/01/23	Options
Draft	30/01/23	revised layout option
A	16/02/23	preparing for quote
B	21/02/23	preparing for quote
C	02/03/23	for variation
D	13/03/23	for variation

# INTEREX

CUSTOM JOINERY

Interex Pty Ltd  
Unit 2, A The Crescent, Kingsgrove NSW 2208  
Sydney Australia  
Phone: 0418 900 267

Drawing Name  
*Elevation - E-05 Pantry Section*

Job Number

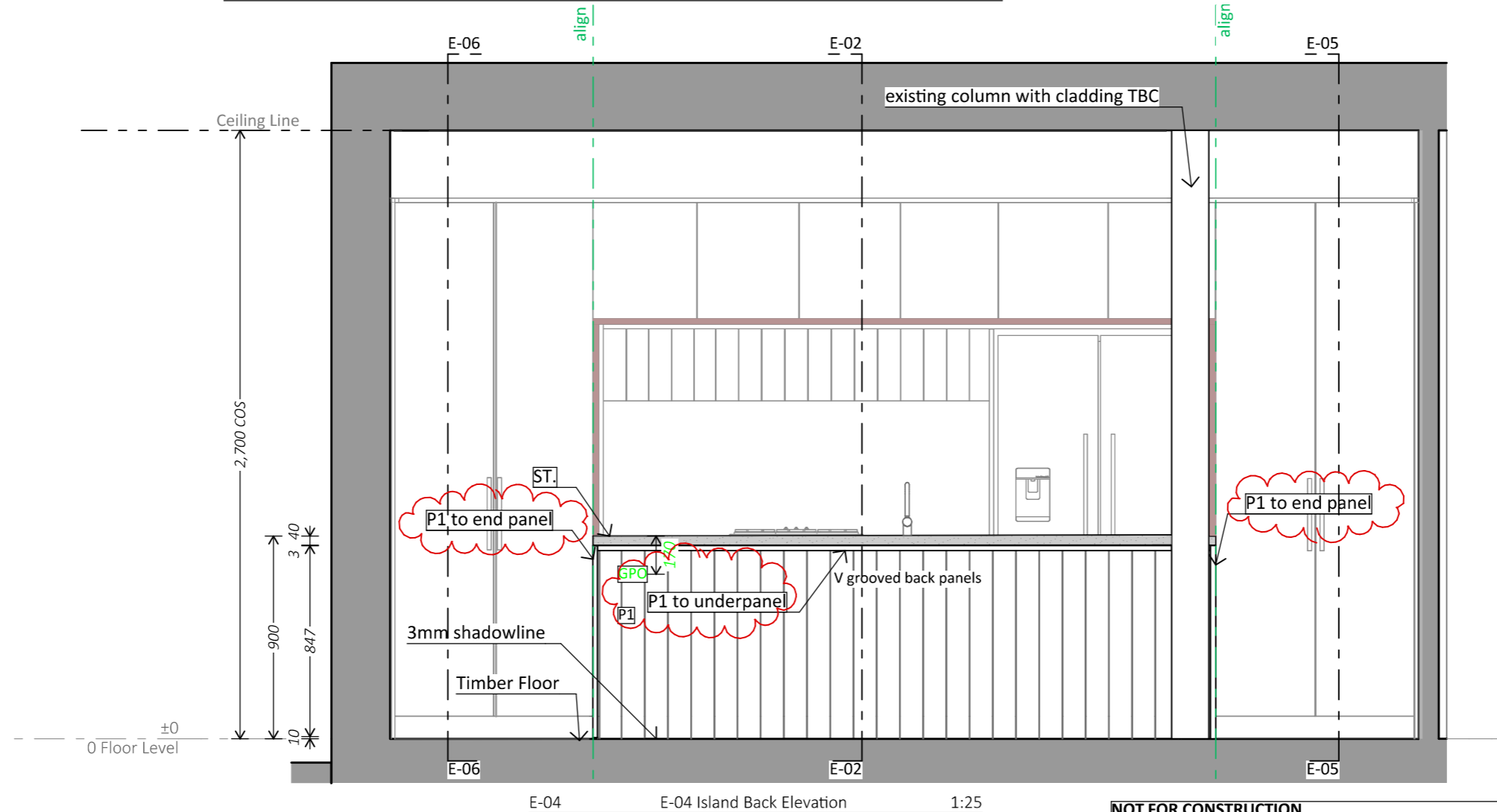
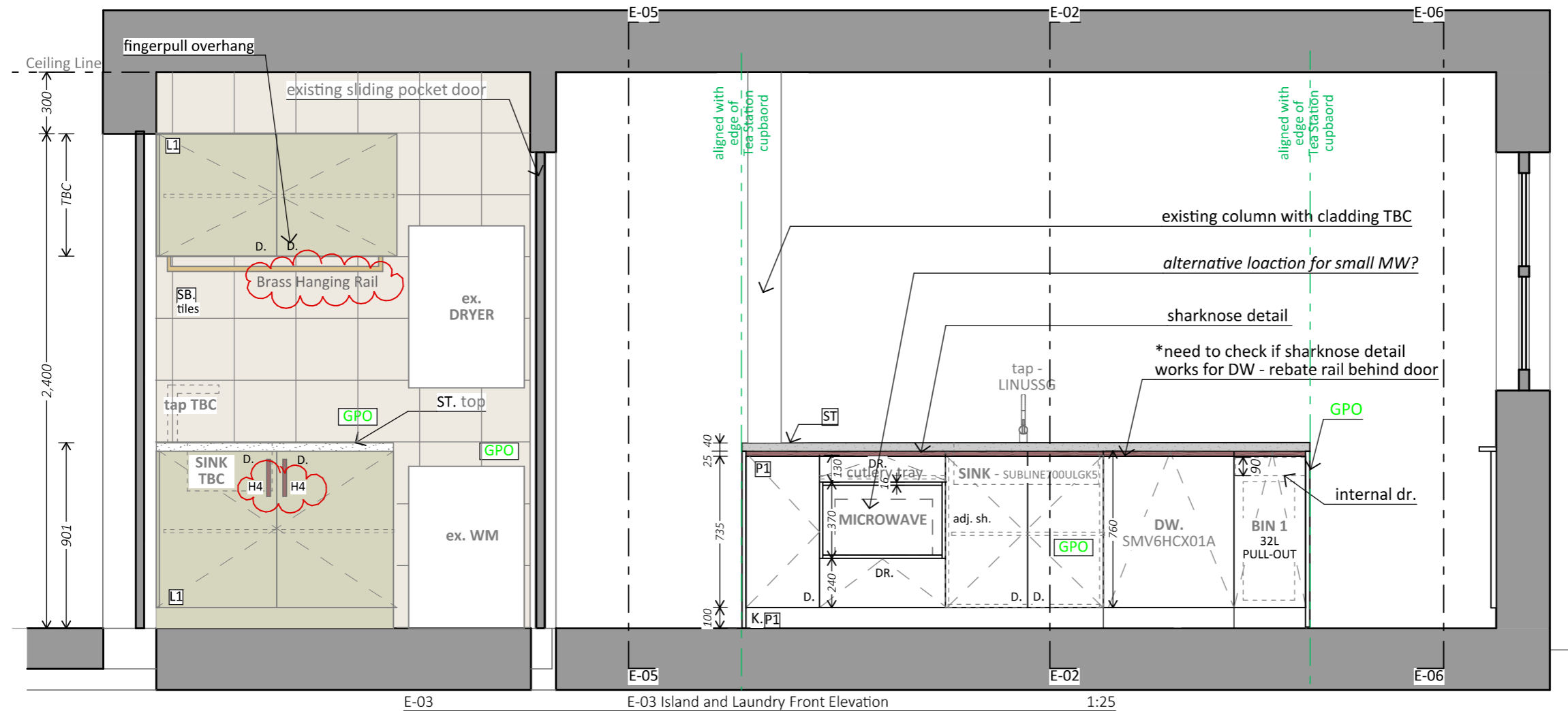
Sheet size  
**A3**

Scale  
**1:25**

Layout ID #  
**B.3**

Page #  
**5**

**NOT FOR CONSTRUCTION.**  
DIMENSIONS TO BE CHECKED ON SITE PRIOR TO FABRICATION.



## Finishes and Hardware Abbreviations Legend

M1: 16mm white melamine internal carcass Decortex, w/1mm white edging  
P1: Poly Paint- Whisper White, satin  
V1: Veneer - American Walnut, clear coat, satin  
L1: Laminex Seed, Natural finish, 18mm

DR.: Drawers - Legrabox White with rails  
D.: hinged doors

ADJ. SH.: Adjustable shelf  
FIX. SH.: Fixed shelf

ST.: 40mm Caesarstone supplied by others  
SB.: Splashback Tiles, supplied by others

HANDLES:  
Sharknose detail unless noted otherwise  
H1: fingerpull gap  
H2:"Kethy" Listo 320mm L6921 in Walnut  
H3: door overhang  
H4: Laundry - Kethy Listo 181mm L6921 in walnut

SPECIAL HARDWARE:  
Bifold Door: Cinetto Bifold system from Hafele  
Bin 1: Wesco 20+10L WBOP3000S  
x1 set of Cutlery tray from Wilson Bradley

GPO: Power point by electrician- **confirm specs of flush GPOs**

Downlight and switch: by electrician - **confirm**  
LED extrusion: Hafele Lux, supplied by Interex

OTHER ABBREVIATIONS:

CPD: Cupboard

TBC: To Be Confirmed

TBA: To be Advised

Note:  
THESE DRAWINGS ARE FOR CONCEPT DESIGN **ONLY**. Builder to ensure all works to be in accordance with Australian Standards, the Building Code of Australia, other relevant codes

Revision	Date	Issue
concept	22/12/22	Concept
Draft	20/01/23	Options
Draft	30/01/23	revised layout option
A	16/02/23	preparing for quote
B	21/02/23	preparing for quote
C	02/03/23	for variation
D	13/03/23	for variation



Drawing Name  
*Island Elevation - E-03, E-04*

Job Number

Sheet size  
**A3**

Scale  
**1:25**

Layout ID #  
**B.4**

Page #  
**6**

**NOT FOR CONSTRUCTION.**  
DIMENSIONS TO BE CHECKED ON SITE PRIOR TO FABRICATION.



**V-Groove Panels**  
Back of Island and Short Overhead CPD



**P1 - Paint Polyurathane Finish**  
Dulux Whisper White on all poly panels



**H2 - External handle**  
"Kethy" Listo L6921 in Walnut



**S1 - Stone**  
Caeserstone **supplied by others**



**SB - Tiles**  
"Vulcano Clay" Zellige collection - green Splashback



**Finishes and Hardware**  
**Abbreviations Legend**

M1: 16mm white melamine internal carcass  
Decortex, w/1mm white edging  
P1: Poly Paint- Whisper White, satin  
V1: Veneer - American Walnut, clear coat, satin  
L1: Laminex Seed, Natural finish, 18mm

DR.: Drawers - Legrabox White with rails  
D.: hinged doors

ADJ. SH.: Adjustable shelf  
FIX. SH.: Fixed shelf

ST.: 40mm Caeserstone supplied by others  
SB.: Splashback Tiles, supplied by others

HANDLES:  
Sharknose detail unless noted otherwise  
H1: fingerpull gap  
H2:"Kethy" Listo 320mm L6921 in Walnut  
H3: door overhang  
H4: Laundry - Kethy Listo 181mm L6921 in walnut

SPECIAL HARDWARE:  
Bifold Door: Cinetto Bifold system from Hafele  
Bin 1: Wesco 20+10L WBOP3000S  
x1 set of Cutlery tray from Wilson Bradley

GPO: Power point by electrician- **confirm specs of flush GPOs**  
Downlight and switch: by electrician - **confirm**  
LED extrusion: Hafele Lux, supplied by Interex

OTHER ABBREVIATIONS:  
CPD: Cupboard  
TBC: To Be Confirmed  
TBA: To be Advised

Note:  
THESE DRAWINGS ARE FOR CONCEPT DESIGN **ONLY**. Builder to ensure all works to be in accordance with Australian Standards, the Building Code of Australia, other relevant codes

Revision	Date	Issue
concept	22/12/22	Concept
Draft	20/01/23	Options
Draft	30/01/23	revised layout option
A	16/02/23	preparing for quote
B	21/02/23	preparing for quote
C	02/03/23	for variation
D	13/03/23	for variation



**INTEREX**  
CUSTOM JOINERY  
Interex Pty Ltd  
Unit 2, A The Crescent, Kingsgrove NSW 2208  
Sydney Australia  
Phone: 0418 900 267

Drawing Name  
*Proposed Kitchen Design - Finishes*



Job Number

Sheet size                      Scale  
**A3**                                **1:25**

Layout ID #    Page #  
**B.6**    **7**

**NOT FOR CONSTRUCTION.**  
DIMENSIONS TO BE CHECKED ON SITE PRIOR TO FABRICATION.



CUSTOM JOINERY  
Interex Pty Ltd  
Unit 2, A The Crescent, Kingsgrove NSW 2208  
Sydney Australia  
Phone: 0418 900 267

Drawing Name  
*Visualisation - 3D*


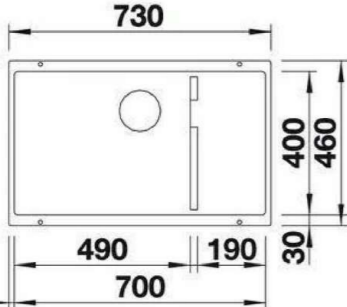

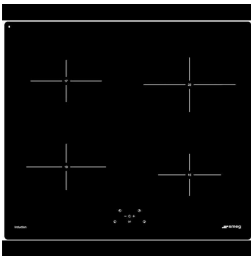











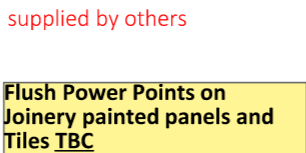


Job Number

Sheet size	Scale
A3	1:25

Layout ID #	Page #
B.7	8

**NOT FOR CONSTRUCTION.**  
DIMENSIONS TO BE CHECKED ON SITE PRIOR TO FABRICATION.

FIXTURES <span>supplied by client</span>					
<div></div> <div></div> <div>KITCHEN SINK - UNDERMOUNT Blanco SUBLINE700ULGK5 Rock Grey Finish</div>	<div></div> <div>KITCHEN TAP Blanco LINUSSG Grey Finish</div>	LAUNDRY/PANTRY SINK UNDERMOUNT - TBC			
APPLIANCES <span>supplied by client</span>					
<div></div> <div>COOKTOP Smeg Induction PIP264B-1</div>	BUILT-IN RANGEHOOD TBC 600mm wide	<div></div> <div>OVEN Smeg Elecatrical SFA6304X</div>	<div></div> <div>KITCHEN DISHWASHER BOSCH Integrated DISHWASHER SMV6HCX01A</div>	<div></div> <div>KITCHEN FRIDGE Fisher &amp; Paykel freestanding Fridge RF605QNUVB1</div>	microwave tbc - (MAX 570mm wide)
HARDWARE					
<div></div> <div>H1 - Handles KETHY Listo L6921 - from <i>Style finish Hardware</i> 320mm Walnut Finish Location: <b>Kitchen</b> Quantity x 4 Cost: \$33.30 each</div>	<div></div> <div>H4 - Handles KETHY Listo L6921 - from <i>Style finish Hardware</i> 180mm Walnut Finish Location: <b>Laundry</b> Quantity x 2 Cost: \$21.10 each</div>	<div></div> <div>Cinetto bifold Door System Location: <b>Tea Station</b> Quantity: 1</div>	<div></div> <div>BIN1 Wilson Bradley (20L + 10L) <b>410mm</b> high</div>	<div></div> <div>Legrabox Drawers with gallery rails White Finish</div>	<div></div> <div>hanging rail - Brass Location: <b>Laundry</b> Quantity x 1</div>
ELECTRICAL					
<div></div> <div>LED extrusion Hafele Milk diffuser Location: TEA STATION and LAUNDRY Quantity: x1  by Interex</div>	<div></div> <div>supplied by others  Downlights to be flush to underpanels TBC Location: Overhead Cupbaords  Quantity: x2</div>	<div></div> <div>supplied by others  Flush Power Points on Joinery painted panels and Tiles TBC  Standard Power outlets and switches for internal of cupboards</div>			

NOT FOR CONSTRUCTION.  
DIMENSIONS TO BE CHECKED ON SITE PRIOR TO FABRICATION.

### Finishes and Hardware Abbreviations Legend

M1: 16mm white melamine internal carcass  
Decortex, w/1mm white edging  
P1: Poly Paint- Whisper White, satin  
V1: Veneer - American Walnut, clear coat, satin  
L1: Laminex Seed, Natural finish, 18mm

DR.: Drawers - Legrabox White with rails  
D.: hinged doors

ADJ. SH.: Adjustable shelf  
FIX. SH.: Fixed shelf

ST.: 40mm Caeserstone supplied by others  
SB.: Splashback Tiles, supplied by others

HANDLES:  
Sharknose detail unless noted otherwise  
H1: fingerpull gap  
H2:"Kethy" Listo 320mm L6921 in Walnut  
H3: door overhang  
H4: Laundry - Kethy Listo 181mm L6921 in walnut

SPECIAL HARDWARE:  
Bifold Door: Cinetto Bifold system from Hafele  
Bin 1: Wesco 20+10L WBOP3000S  
x1 set of Cutlery tray from Wilson Bradley

GPO: Power point by electrician- **confirm specs of flush GPOs**

Downlight and switch: by electrician - **confirm**  
LED extrusion: Hafele Lux, supplied by Interex


OTHER ABBREVIATIONS:  
CPD: Cupboard  
TBC: To Be Confirmed  
TBA: To be Advised

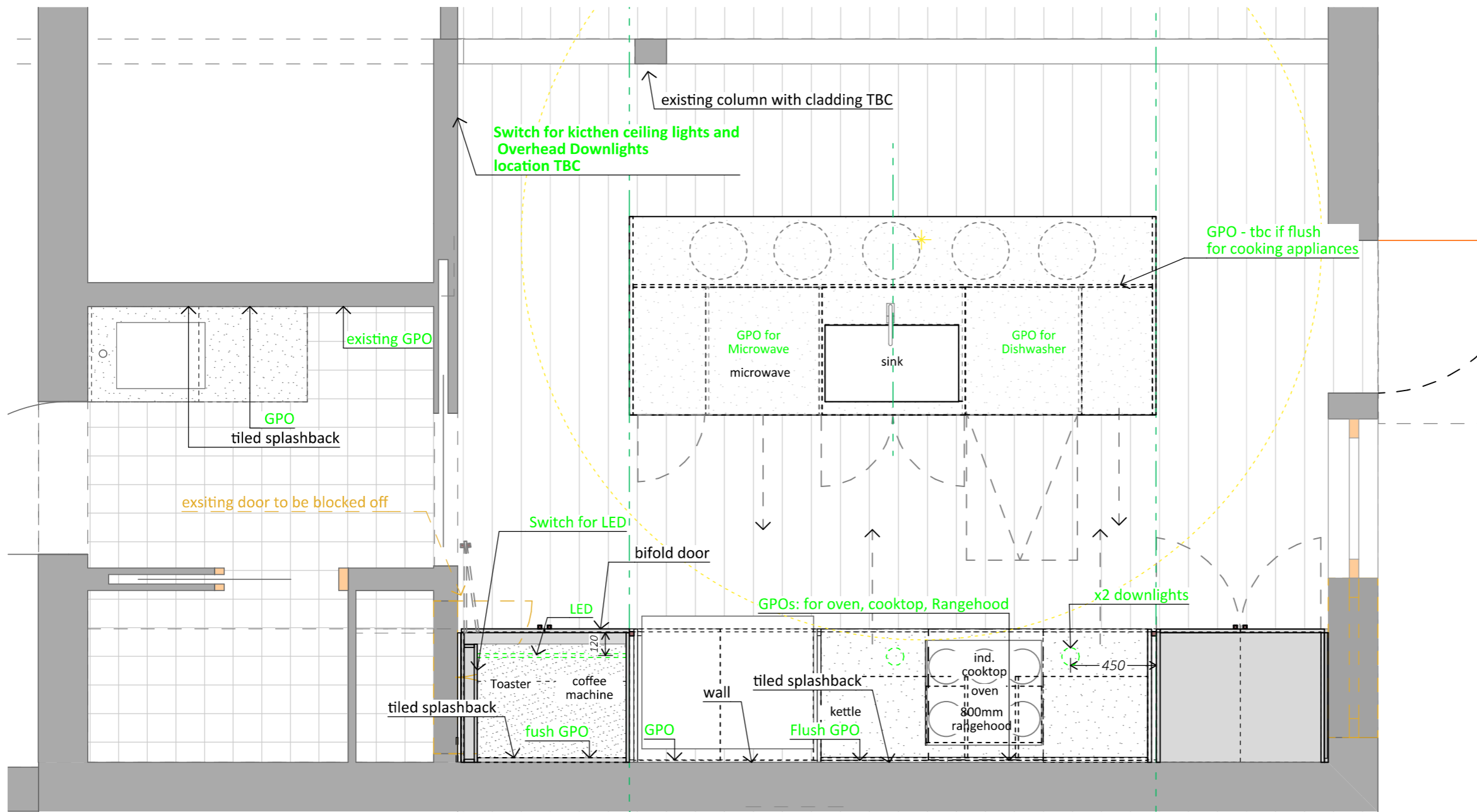
Note:  
THESE DRAWINGS ARE FOR CONCEPT DESIGN  
**ONLY.** Builder to ensure all works to be in  
accordance with Australian Standards, the  
Building Code of Australia, other relevant codes

Revision	Date	Issue
concept	22/12/22	Concept
Draft	20/01/23	Options
Draft	30/01/23	revised layout option
A	16/02/23	preparing for quote
B	21/02/23	preparing for quote
C	02/03/23	for variation
D	13/03/23	for variation



CUSTOM JOINERY  
Interex Pty Ltd  
Unit 2, A The Crescent, Kingsgrove NSW 2208  
Sydney Australia  
Phone: 0418 900 267

Drawing Name <b>FFE Schedules</b>	
	
Job Number	
Sheet size <b>A3</b>	Scale <b>1:25</b>
Layout ID # <b>B.8</b>	Page # <b>9</b>



**Finishes and Hardware**  
**Abbreviations Legend**

M1: 16mm white melamine internal carcass  
Decortex, w/1mm white edging  
P1: Poly Paint- Whisper White, satin  
V1: Veneer - American Walnut, clear coat, satin  
L1: Laminex Seed, Natural finish, 18mm

DR.: Drawers - Legrabox White with rails  
D.: hinged doors

ADJ. SH.: Adjustable shelf  
FIX. SH.: Fixed shelf

ST.: 40mm Caesarstone supplied by others  
SB.: Splashback Tiles, supplied by others

HANDLES:  
Sharknose detail unless noted otherwise  
H1: fingerpull gap  
H2:"Kethy" Listo 320mm L6921 in Walnut  
H3: door overhang  
H4: Laundry - Kethy Listo 181mm L6921 in walnut

SPECIAL HARDWARE:  
Bifold Door: Cinetto Bifold system from Hafele  
Bin 1: Wesco 20+10L WBOP3000S  
x1 set of Cutlery tray from Wilson Bradley

GPO: Power point by electrician- **confirm specs of flush GPOs**  
Downlight and switch: by electrician - **confirm**  
LED extrusion: Hafele Lux, supplied by Interex

OTHER ABBREVIATIONS:  
CPD: Cupboard  
TBC: To Be Confirmed  
TBA: To be Advised

Note:  
THESE DRAWINGS ARE FOR CONCEPT DESIGN **ONLY**. Builder to ensure all works to be in accordance with Australian Standards, the Building Code of Australia, other relevant codes

Revision	Date	Issue
concept	22/12/22	Concept
Draft	20/01/23	Options
Draft	30/01/23	revised layout option
A	16/02/23	preparing for quote
B	21/02/23	preparing for quote
C	02/03/23	for variation
D	13/03/23	for variation

**INTEREX**

CUSTOM JOINERY  
Interex Pty Ltd  
Unit 2, A The Crescent, Kingsgrove NSW 2208  
Sydney Australia  
Phone: 0418 900 267

REFER TO ELEVATIONS FOR APPROXIMATE LOCATION OF POWERPOINTS AND LIGHTS  
**ELECTRICAL NOTES IN GREEN**

All LEDs noted inside cupboards are to operate with a switch

BUILDER/SUBCONTRACTOR TO ENSURE COMPLIANCE WITH THE NCC AND AUSTRALIAN STANDARDS

**NOT FOR CONSTRUCTION.**  
DIMENSIONS TO BE CHECKED ON SITE PRIOR TO FABRICATION.

Drawing Name  
*Electrical Plan*

Job Number

Sheet size A3 Scale 1:25

Layout ID # D.1 Page # 10